

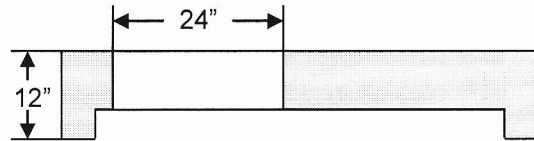
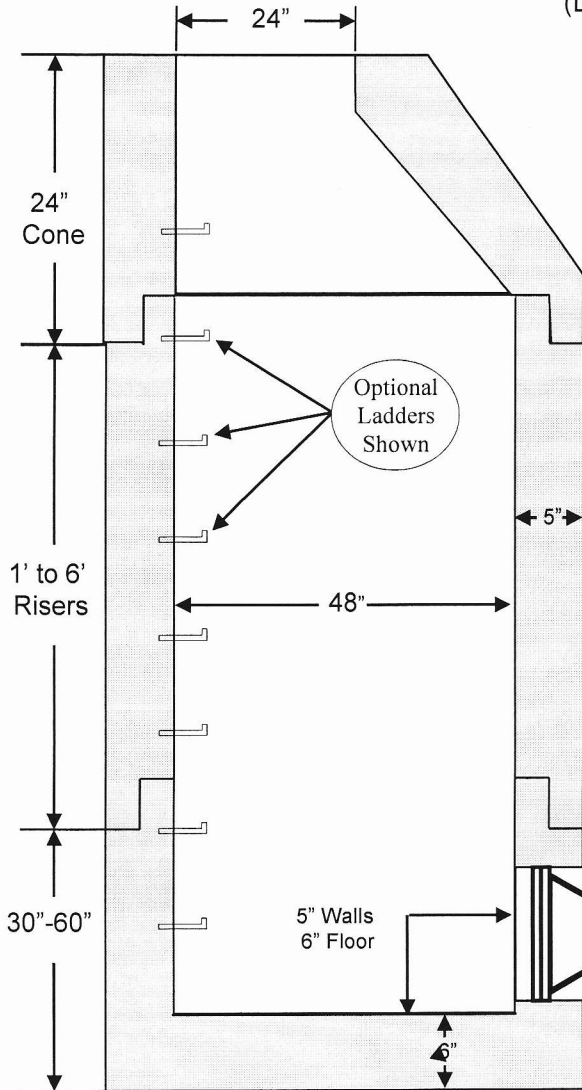
William N. Lamarre Concrete Products, Inc.

4' DIAMETER DRAIN MANHOLES

4' inside diameter, 5" walls

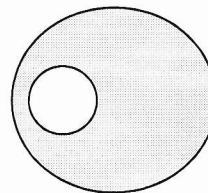
H20

(Drawings Not to Scale)

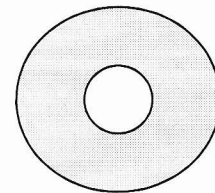


Standard Cone Replacement

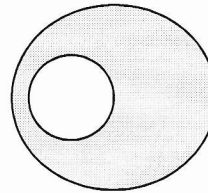
Cone Replacement Options



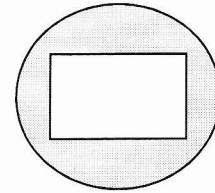
24" Offset



24" Centered



30" Offset or Centered



Double Opening

Section View - Typical Installation

Notes

1. Holes cored to your plans/specifications. Drawings or plans must be submitted prior to any coring.
2. Concrete strength f'c 4000PSI@28 days. Density 150 PCF.
3. Cement, Portland Type II or III, ASTM C150-81
4. Fiber, Admixtures, air & plasticizers per ASTM C233-82
5. Design Loading AASHTO HS20-44; ASTM C478 specs for precast reinforced concrete manhole sections
6. Butyl resin joint seal conforms to latest ASTM C913 & C443 specs
7. Optional steel reinforced plastic steps meet ASTM C478 specs – available
8. Sewer Manholes are spray coated w/Ebony Damp Proofer Waterproofer