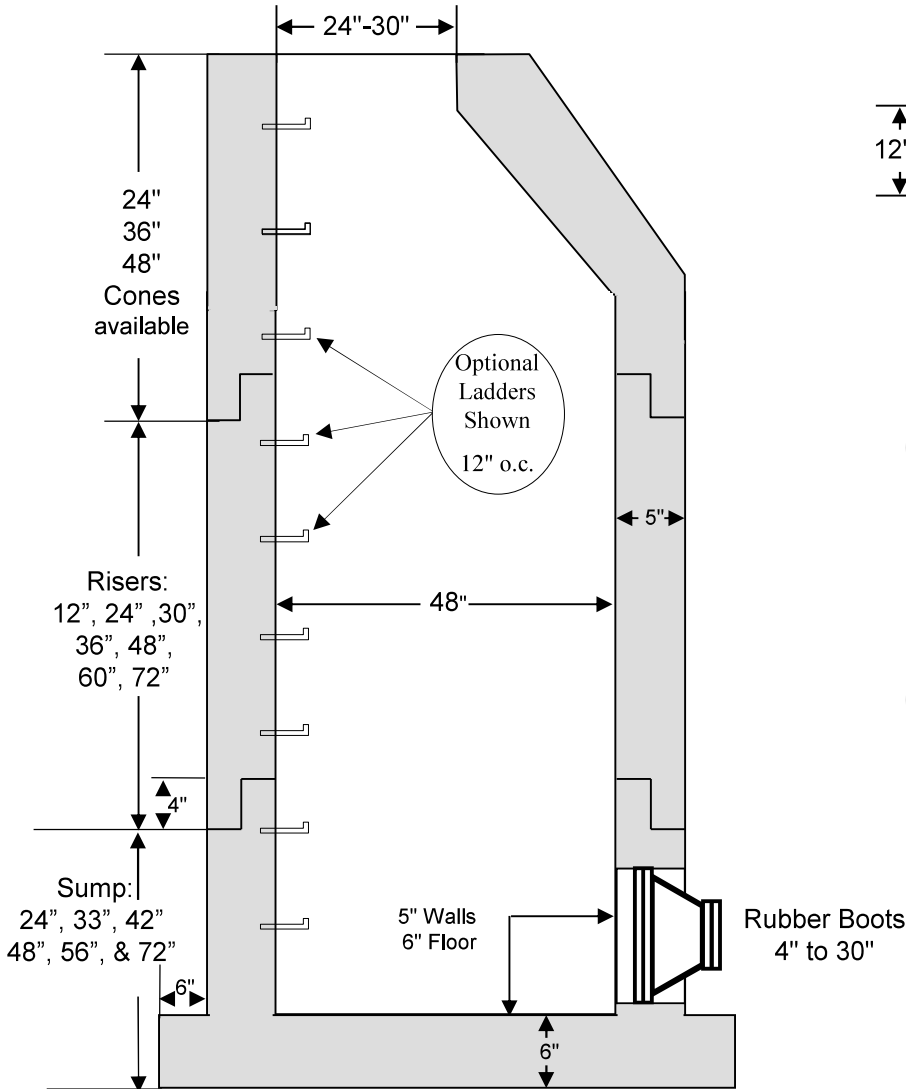


# William N. Lamarre Concrete Products, Inc.

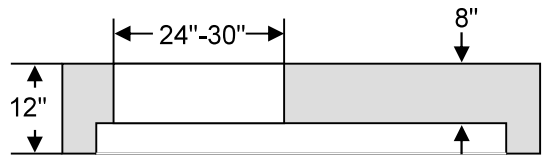
## 4' DIAMETER SEWER MANHOLE w/Extended Base

### 4' inside diameter, 5" walls

H20  
Drawing Not to Scale

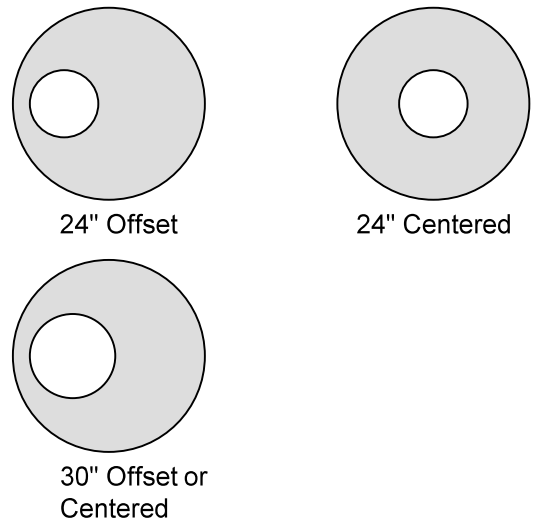


Section View - Typical Installation



Standard Cone Replacement

### Cone Replacement Options



### Notes

1. General 4' diameter Manhole spec. - can be used for Sewer, Drain Manholes & Catch Basins
2. Concrete strength f'c 4000PSI@28 days. Density 150 PCF.
3. Cement, Portland Type II or III, ASTM C150-18.
4. Reinforced Steel conforms to latest ASTM A1064 Spec. 0.12 SQ. IN./Lineal FT. and 0.12 SQ IN. (Both ways) Base Bottom.
5. Admixtures, air & plasticizers per ASTM C1116, C494, C260 and C1017.
6. H20 Design Loading AASHTO HS-20-44; ASTM C478 specs for precast reinforced concrete manhole sections.
7. Butyl resin joint seal conforms to latest ASTM C913, C990 & C443 specs.
8. Optional steel reinforced plastic steps meet ASTM A615 – MA Industries type PS-2-PR-SL.
9. Holes cored to your plans/specifications. Drawings or plans must be submitted prior to any coring.
10. Sewer Manholes are spray coated w/Aqua Safe Waterproofer