

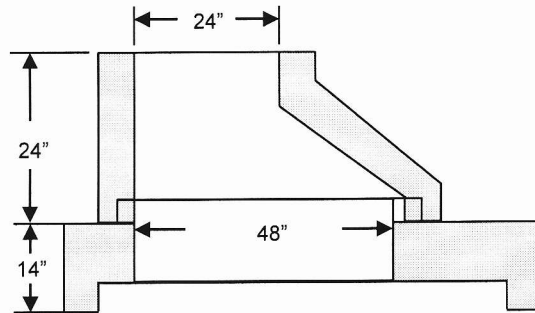
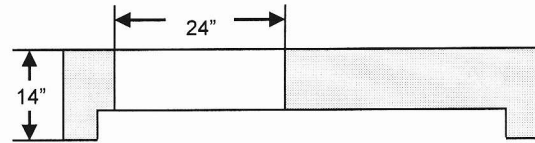
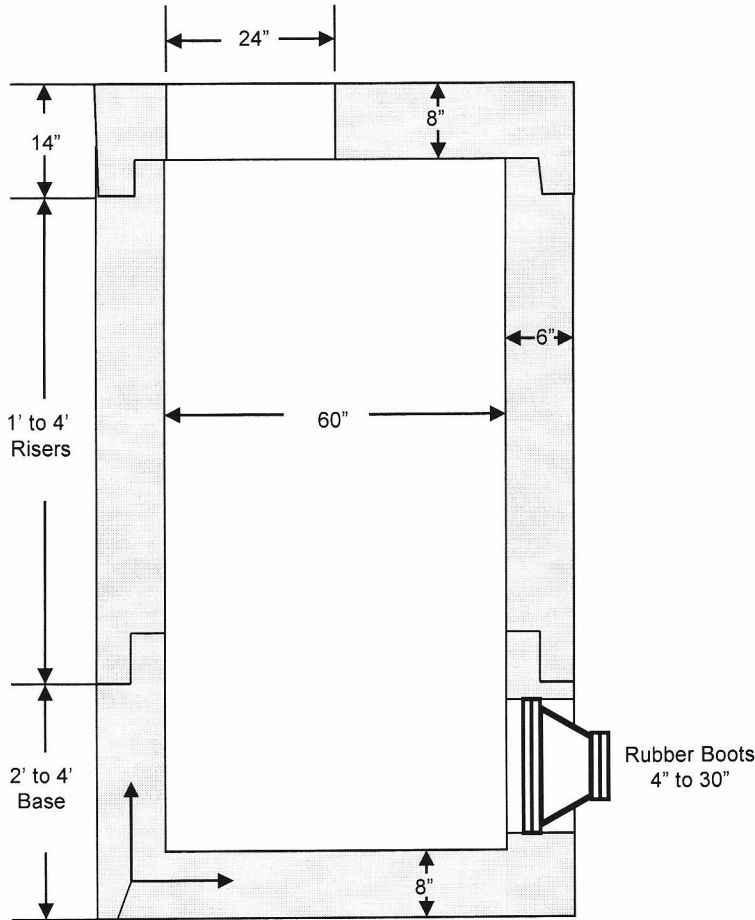
# William N. Lamarre Concrete Products, Inc.

## 5' DIAMETER MANHOLES & CATCH BASINS

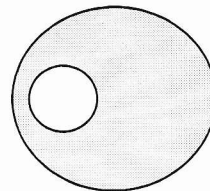
5' inside diameter, 6" walls

H20

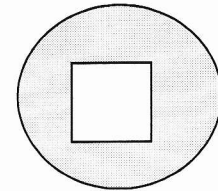
(Drawings Not to Scale)



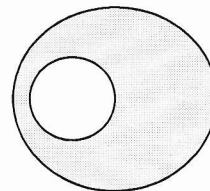
### Cone Replacement Options



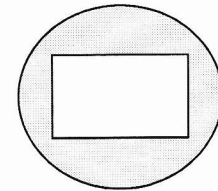
24" Offset or Centered



24" Offset or Centered



30" Offset or Centered



Double

### Notes

- Holes cored to your plans/specifications. Drawings or plans must be submitted prior to any coring.
- Concrete strength  $f_c$  4000PSI@28 days. Density 150 PCF.
- Cement, Portland Type II or III, ASTM C150-81
- Fiber, Admixtures, air & plasticizers per ASTM C233-82
- Design Loading AASHTO HS20-44; ASTM C478 specs for precast reinforced concrete manhole sections
- Butyl resin joint seal conforms to latest ASTM C913 & C443 specs
- Optional steel reinforced plastic steps meet ASTM C478 specs – available
- Sewer Manholes are spray coated w/Ebony Damp Proofer Waterproof