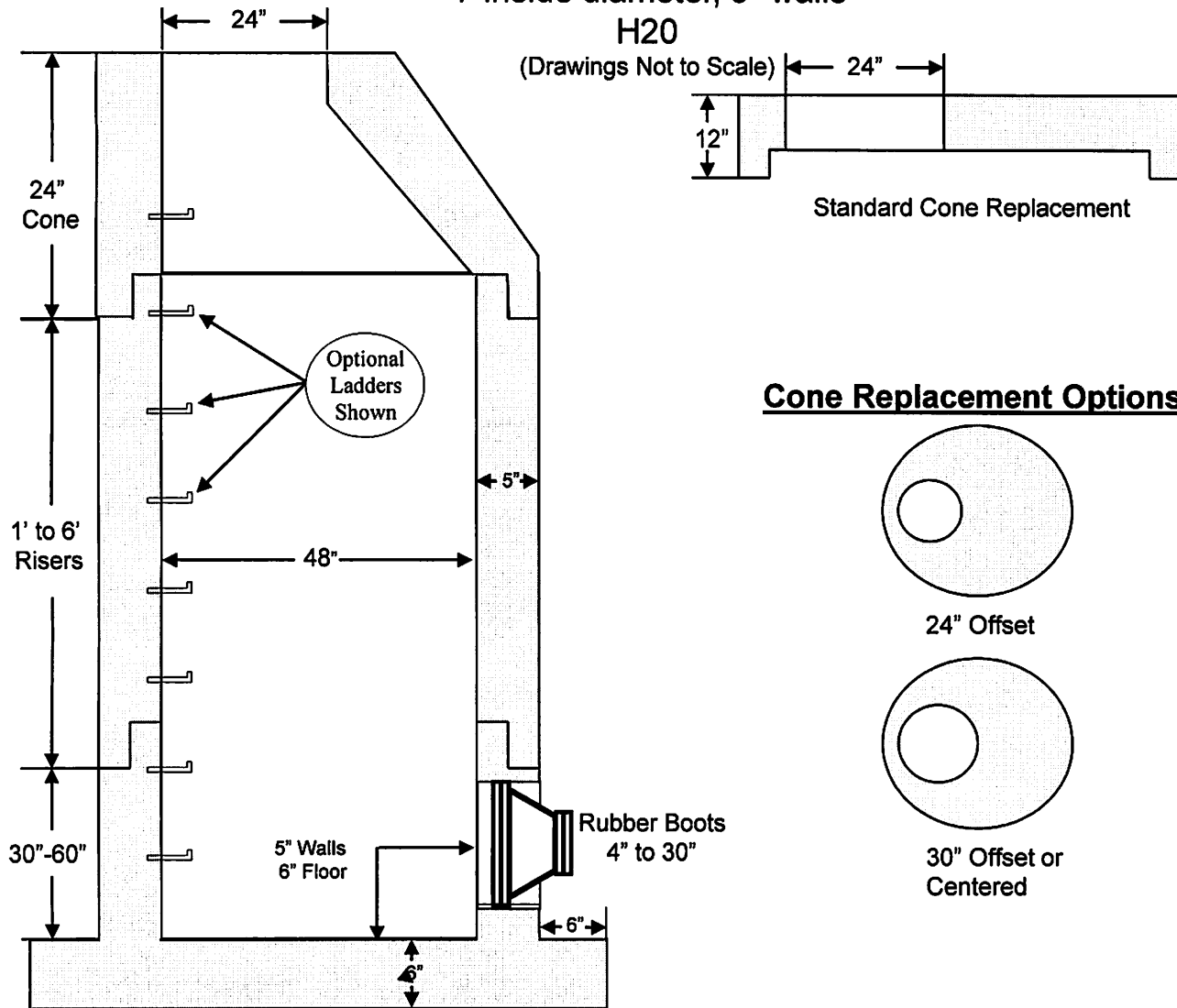


William N. Lamarre Concrete Products, Inc.

4' DIAMETER DRAIN MANHOLES

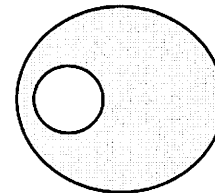
w/extend base

4' inside diameter, 5" walls

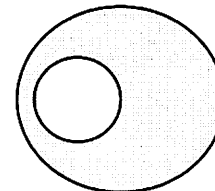


Section View - Typical Installation

Cone Replacement Options



24" Offset



30" Offset or Centered

Notes

1. Holes cored to your plans/specifications. Drawings or plans must be submitted prior to any coring.
2. Concrete strength f'c 4000PSI@28 days. Density 150 PCF.
3. Cement, Portland Type II or III, ASTM C150-81
4. Fiber, Admixtures, air & plasticizers per ASTM C233-82
5. Design Loading AASHTO HS20-44; ASTM C478 specs for precast reinforced concrete manhole sections
6. Butyl resin joint seal conforms to latest ASTM C913 & C443 specs
7. Optional steel reinforced plastic steps meet ASTM C478 specs – available
8. Sewer Manholes are spray coated w/Ebony Damp Proofer Waterproof