







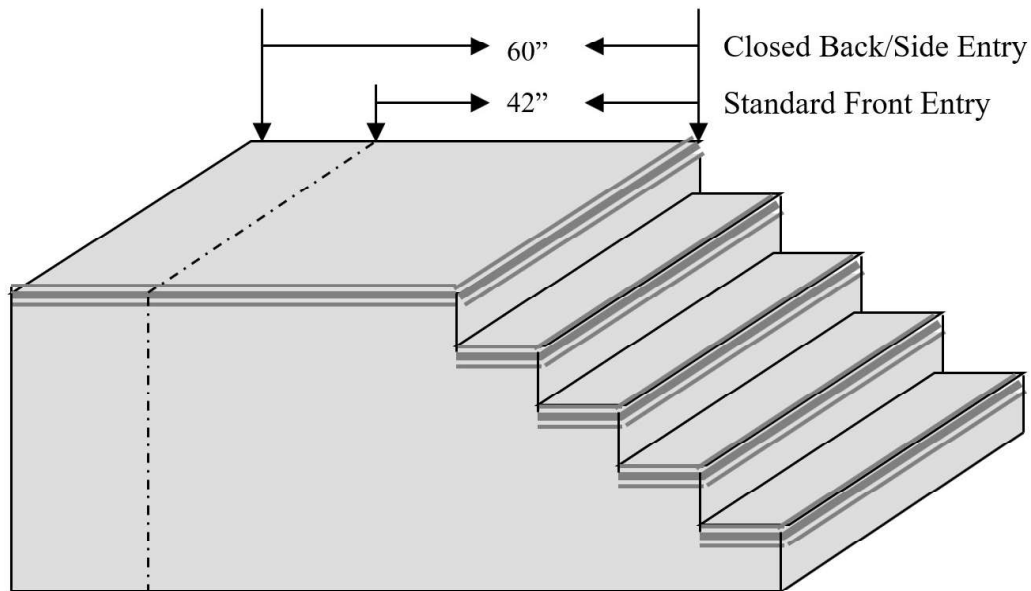
William N. Lamarre Concrete Products, Inc.

PRECAST STEPS

Drawing Not to Scale

4', 5', and 6' Widths Standard and Side-Entry 7" Rise

Dimensions						
Height:	7"	14"	21"	28"	35"	42"
Length:						
- Standard: (Closed Back)	42"	54"	66"	78"	90"	102"
-Side-Entry:	60"	72"	84"	96"	108"	120"
-Riser	1 Riser	2 Riser	3 Riser	4 Riser	5 Riser	6 Riser
						



Notes

1. Side-Entry Steps only available in 4' wide.
2. Short or no platform steps also available via special order.
3. Railings for all sizes except special orders in stock.
4. Concrete strength f'c 4000PSI@28 days. Density 150 PCF. Cement, Portland Type II or III, ASTM C150-81
5. Admixtures, air & plasticizers per ASTM C233-82