

# William N. Lamarre Concrete Products, Inc.

## 10' DIAMETER MANHOLE

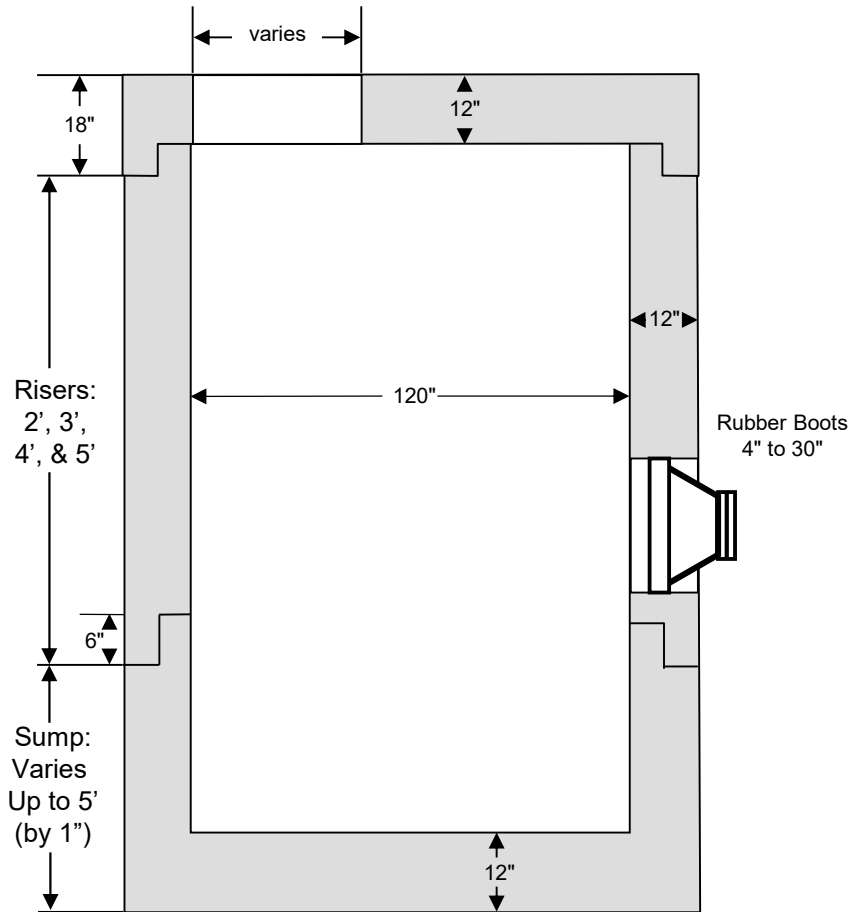
Available for Plain, Sewer, Drain, & Catch Basins

10' inside diameter, 12" walls

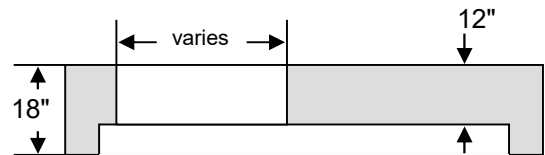
H20

Product requires oversize permit charge for delivery.

Drawing Not to Scale

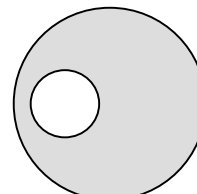


Section View - Typical Installation

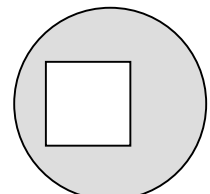


Standard Cone Replacement

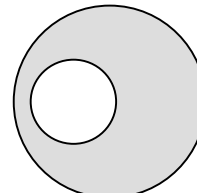
### Cone Replacement Options



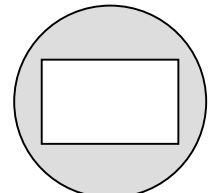
24" Offset or Centered



24" Offset or Centered



30" Offset or Centered



Openings available For hatches

### Notes

1. Concrete strength  $f'_c$  4000PSI@28 days. Density 150 PCF.
2. Cement, Portland Type II or III, ASTM C150-18.
3. Reinforced Steel conforms to latest ASTM A1064 Spec. 0.12 SQ. IN./Lineal FT. and 0.12 SQ IN. (Both ways) Base Bottom.
4. Admixtures, air & plasticizers per ASTM C1116, C494, C260 and C1017.
5. H20 & HL-93 Design Loading AASHTO HS-20-44; ASTM C478 specs for precast reinforced concrete manhole sections.
6. Butyl resin joint seal conforms to latest ASTM C913, C990 & C443 specs.
7. Optional steel reinforced plastic steps meet ASTM A615 – MA Industries type PS-2-PR-SL.
8. Holes cored to your plans/specifications. Drawings or plans must be submitted prior to any coring.
9. Sewer Manholes are spray coated w/Aqua Safe Waterproof
10. Available with Extended Base.