

William N. Lamarre Concrete Products, Inc.

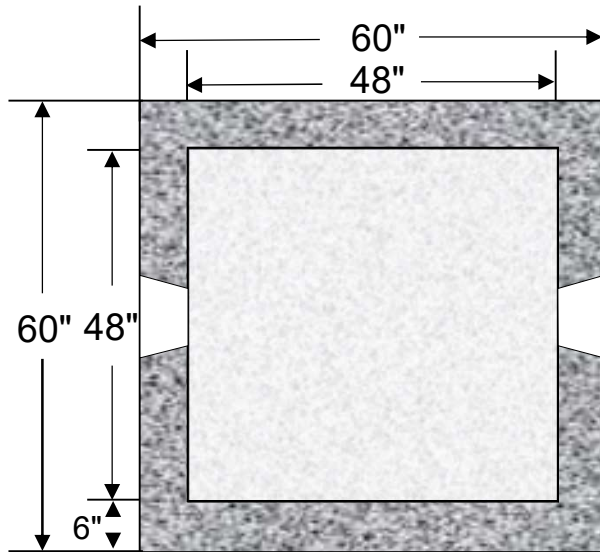
500 Gal. PUMP CHAMBER - 4'x4' SQUARE MANHOLE

Standard Size Shown is in Stock – Custom Boxes are Made to Order


Drawings Required at Least 2 Weeks in Advance of Required Delivery Date

H20

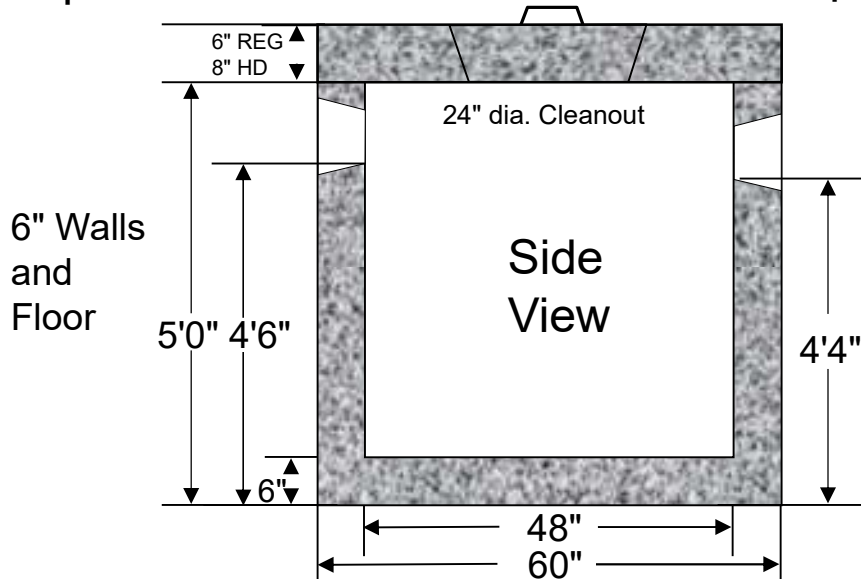
Drawing Not to Scale



Top View-Inside



Top View-Cover



Side View

Notes

1. Concrete strength f'_c 4000PSI@28 days. Density 150 PCF.
2. Cement, Portland Type II or III, ASTM C150-18.
3. Reinforced Steel conforms to latest ASTM A1064 Spec. 0.12 SQ. IN./Lineal FT. and 0.12 SQ IN. (Both ways) Base Bottom.
4. Admixtures, air & plasticizers per ASTM C1116, C494, C260 and C1017.
5. H20 & HL-93 Design Loading AASHTO HS-20-44; ASTM C478 specs for precast reinforced concrete manhole sections.
6. Butyl resin joint seal conforms to latest ASTM C913, C990 & C443 specs.
7. Optional steel reinforced plastic steps meet ASTM A615 – MA Industries type PS-2-PR-SL.
8. Holes cored to your plans/specifications. Drawings or plans must be submitted prior to any coring.
9. Sewer Manholes are spray coated w/Aqua Safe Waterproofing
10. Available with Optional Weir Walls and Extended Base.